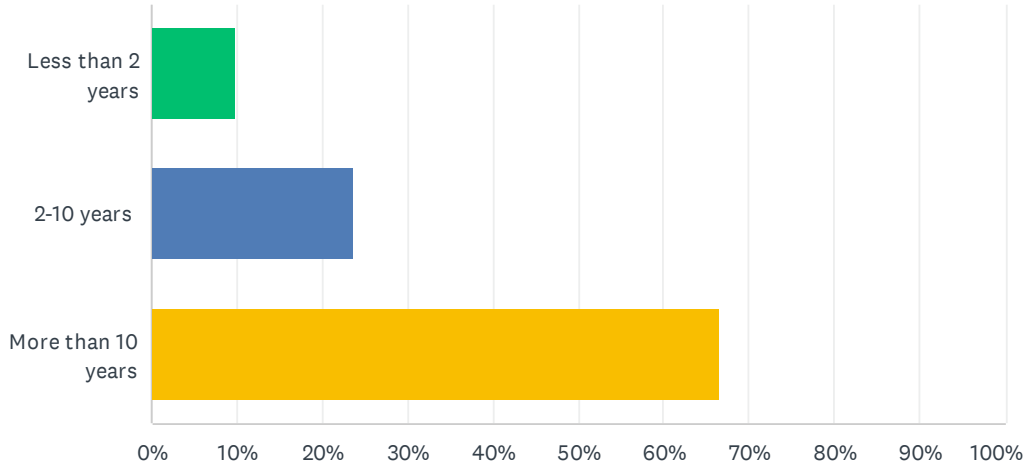


Q1 How long have you owned property in the Lake Redstone Protection District? If you own more than one property in the district, please answer for the property you have owned the longest. Choose one response

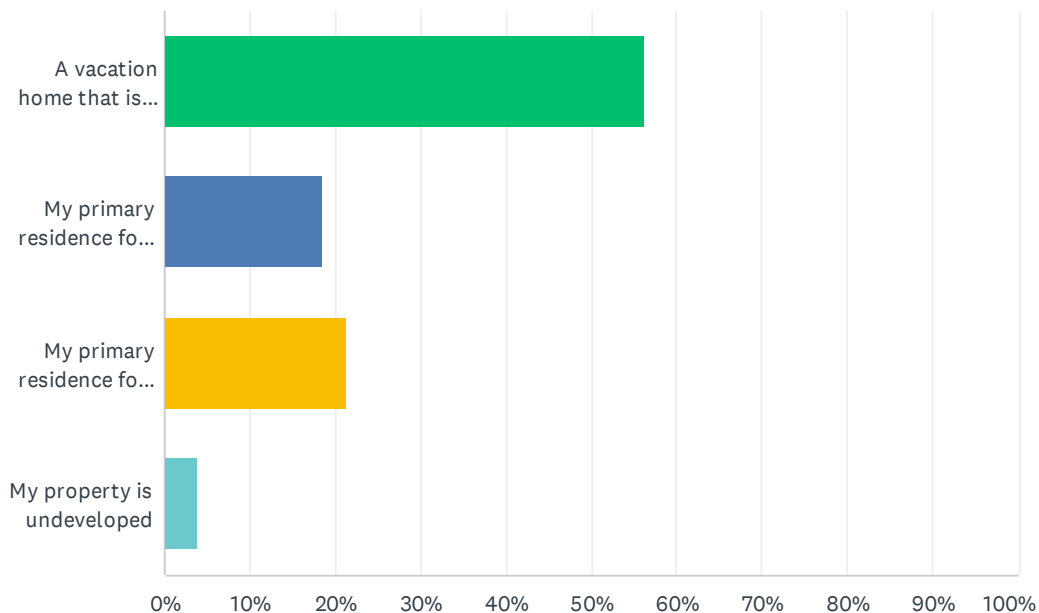
Answered: 212 Skipped: 0



ANSWER CHOICES	RESPONSES	
Less than 2 years	9.91%	21
2-10 years	23.58%	50
More than 10 years	66.51%	141
TOTAL		212

Q2 Please describe how you use your Lake Redstone property. Choose one response

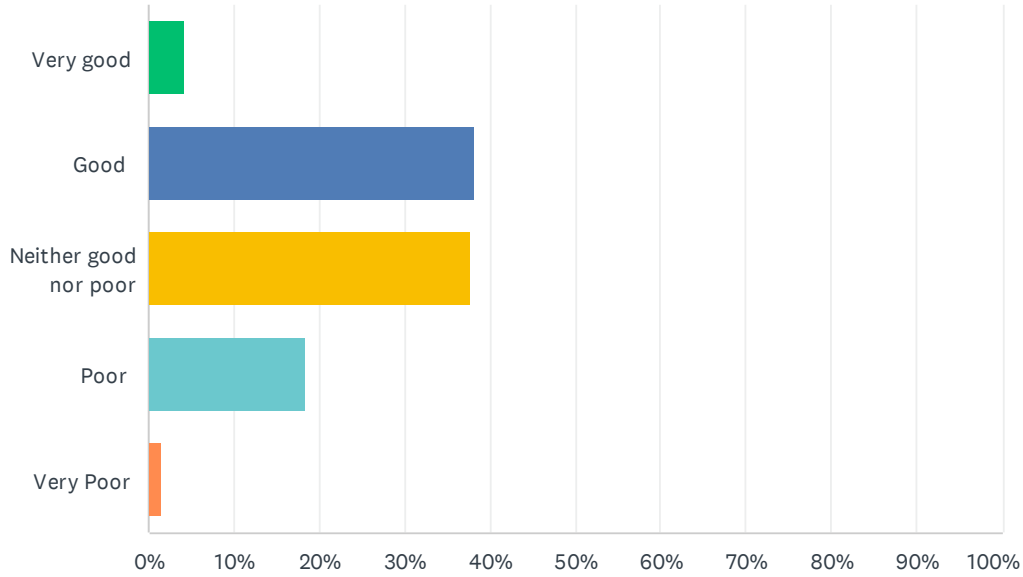
Answered: 210 Skipped: 2



ANSWER CHOICES	RESPONSES	
A vacation home that is used primarily on weekends and in summertime	56.19%	118
My primary residence for part of the year	18.57%	39
My primary residence for the entire year	21.43%	45
My property is undeveloped	3.81%	8
TOTAL		210

Q3 How would you rate the overall water quality of Lake Redstone? Choose one response.

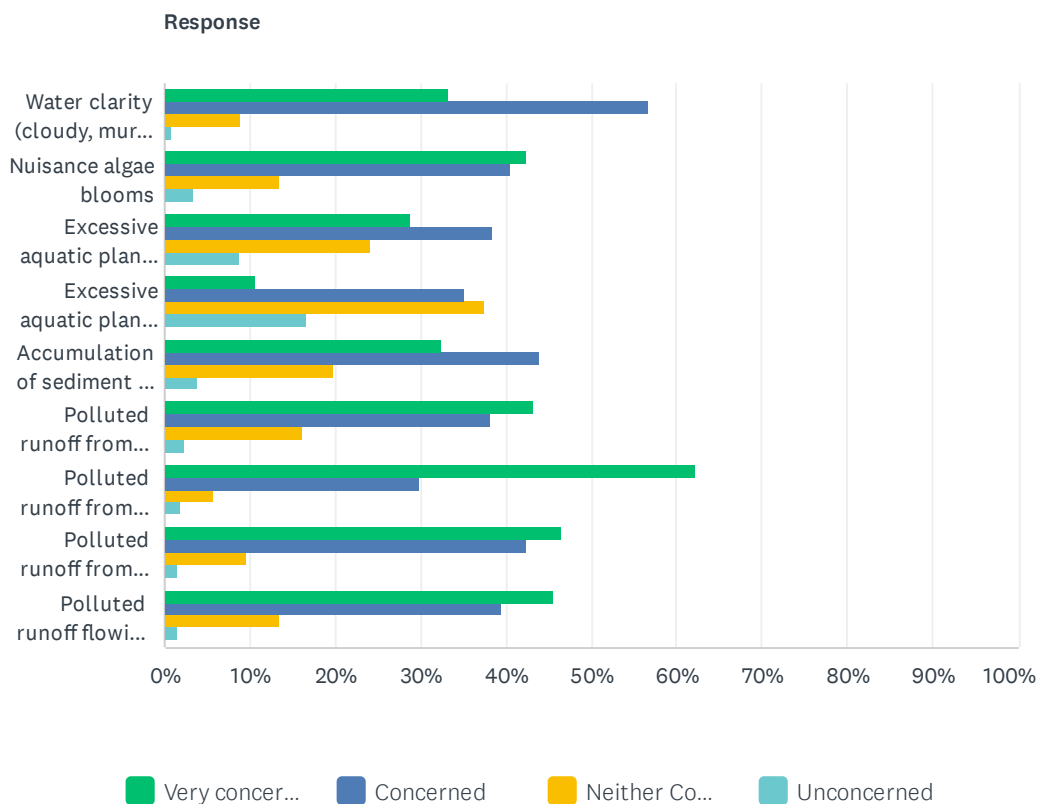
Answered: 212 Skipped: 0



ANSWER CHOICES	RESPONSES	
Very good	4.25%	9
Good	38.21%	81
Neither good nor poor	37.74%	80
Poor	18.40%	39
Very Poor	1.42%	3
TOTAL		212

Q4 How concerned are you about the following issues related to water quality? Choose one response for each row.

Answered: 211 Skipped: 1

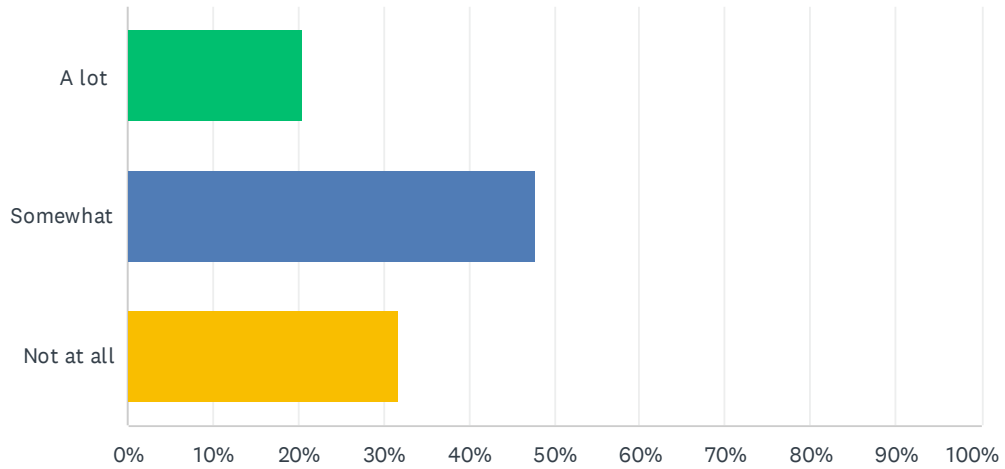


Lake Redstone Protection District Survey 2022

Response	VERY CONCERNED	CONCERNED	NEITHER CONCERNED NOR UNCONCERNED	UNCONCERNED	TOTAL
Water clarity (cloudy, murky water)	33.33% 70	56.67% 119	9.05% 19	0.95% 2	210
Nuisance algae blooms	42.51% 88	40.58% 84	13.53% 28	3.38% 7	207
Excessive aquatic plants near the shoreline	28.85% 60	38.46% 80	24.04% 50	8.65% 18	208
Excessive aquatic plants away from the shoreline	10.73% 22	35.12% 72	37.56% 77	16.59% 34	205
Accumulation of sediment on the lake bottom	32.37% 67	43.96% 91	19.81% 41	3.86% 8	207
Polluted runoff from lakeshore properties	43.33% 91	38.10% 80	16.19% 34	2.38% 5	210
Polluted runoff from farmlands	62.32% 129	29.95% 62	5.80% 12	1.93% 4	207
Polluted runoff from roads, culverts, and ditches	46.38% 96	42.51% 88	9.66% 20	1.45% 3	207
Polluted runoff flowing into East and West Big Creek, which flow into Lake Redstone	45.67% 95	39.42% 82	13.46% 28	1.44% 3	208

Q5 To what extent does the presence of aquatic plants impact your enjoyment of the lake? Choose one response.

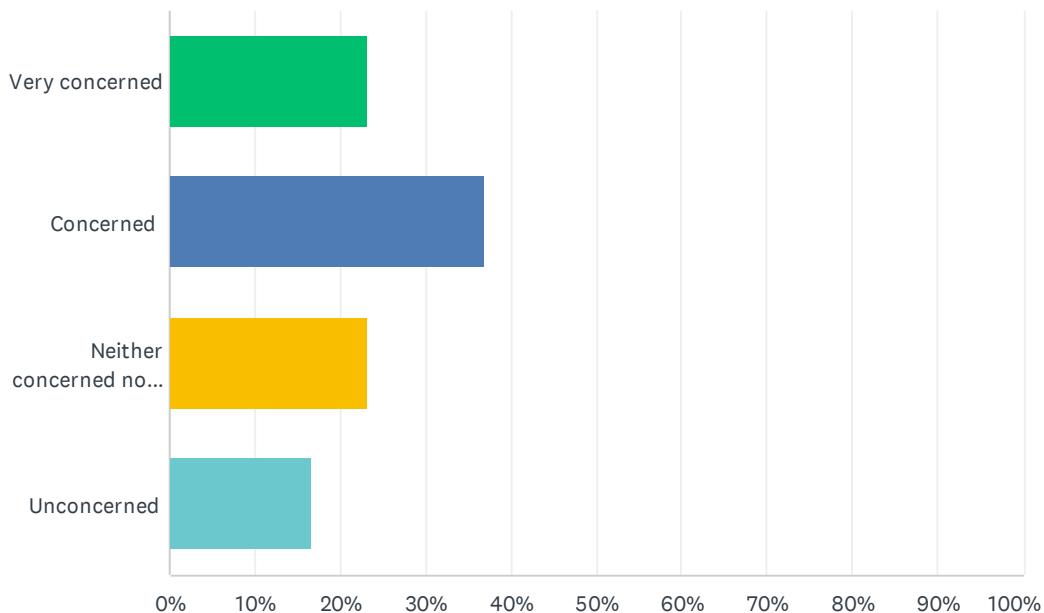
Answered: 211 Skipped: 1



ANSWER CHOICES	RESPONSES	
A lot	20.38%	43
Somewhat	47.87%	101
Not at all	31.75%	67
TOTAL		211

Q6 How concerned are you about aquatic plant growth in front of your property? Choose one response.

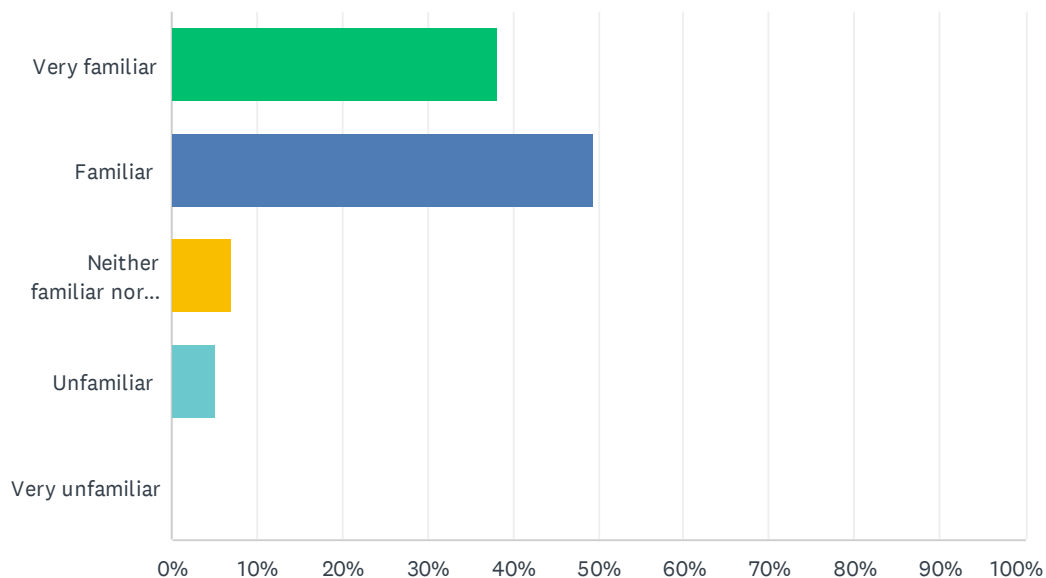
Answered: 211 Skipped: 1



ANSWER CHOICES	RESPONSES	
Very concerned	23.22%	49
Concerned	36.97%	78
Neither concerned nor unconcerned	23.22%	49
Unconcerned	16.59%	35
TOTAL		211

Q7 Fertilizers used improperly on lawns can end up in the lake. Nutrients from fertilizers can cause excessive algae and plant growth. How familiar are you with this concern? Choose one response.

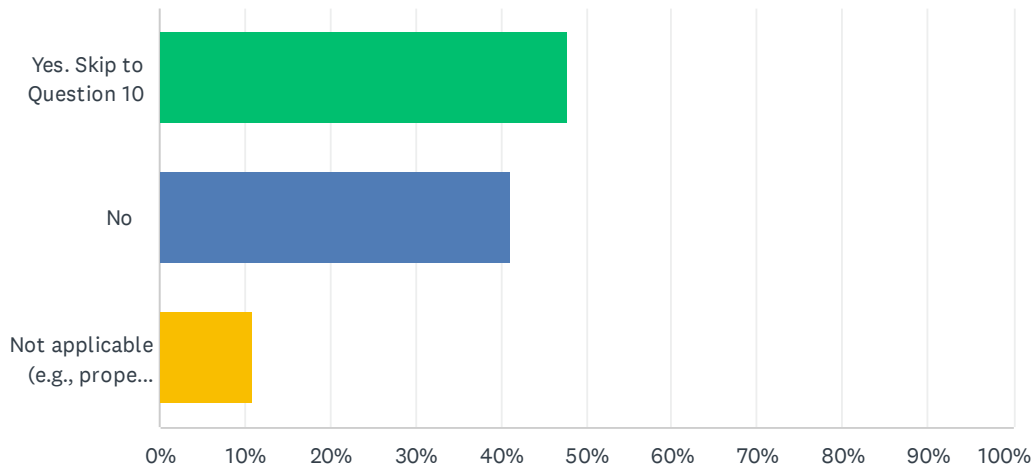
Answered: 212 Skipped: 0



ANSWER CHOICES	RESPONSES	
Very familiar	38.21%	81
Familiar	49.53%	105
Neither familiar nor unfamiliar	7.08%	15
Unfamiliar	5.19%	11
Very unfamiliar	0.00%	0
TOTAL		212

Q8 A buffer strip is a strip of land along the water’s edge that contains native plants such as wildflowers and grasses. Buffer strips reduce nutrient runoff into the lake, thereby improving water clarity and reducing plant growth. Does your property have a buffer strip along the shoreline?
Choose one response.

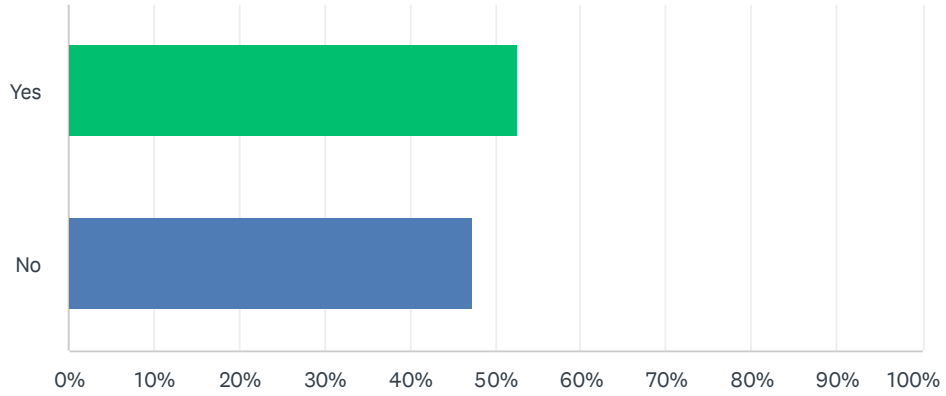
Answered: 211 Skipped: 1



ANSWER CHOICES	RESPONSES	
Yes. Skip to Question 10	47.87%	101
No	41.23%	87
Not applicable (e.g., property has a wooded shoreline). Skip to Question 10	10.90%	23
TOTAL		211

Q9 If you answered “No” to Question 8, would you consider creating a buffer strip? Choose one response.

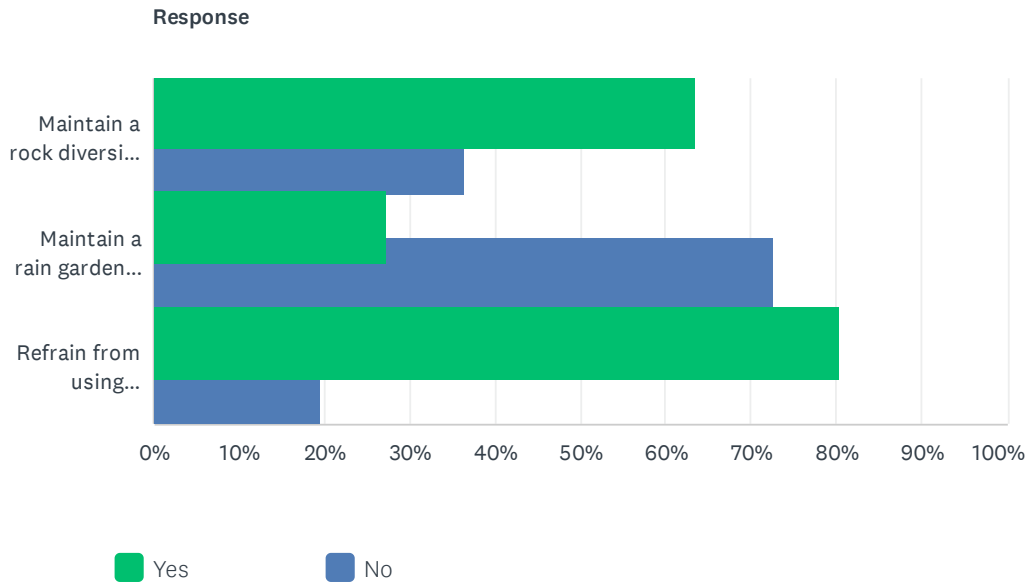
Answered: 93 Skipped: 119



ANSWER CHOICES	RESPONSES	
Yes	52.69%	49
No	47.31%	44
TOTAL		93

Q10 Landowners can take other steps to prevent sediment and excessive nutrients from entering the lake. Please let us know if you do any of the following. Choose one response for each line. Do you currently...

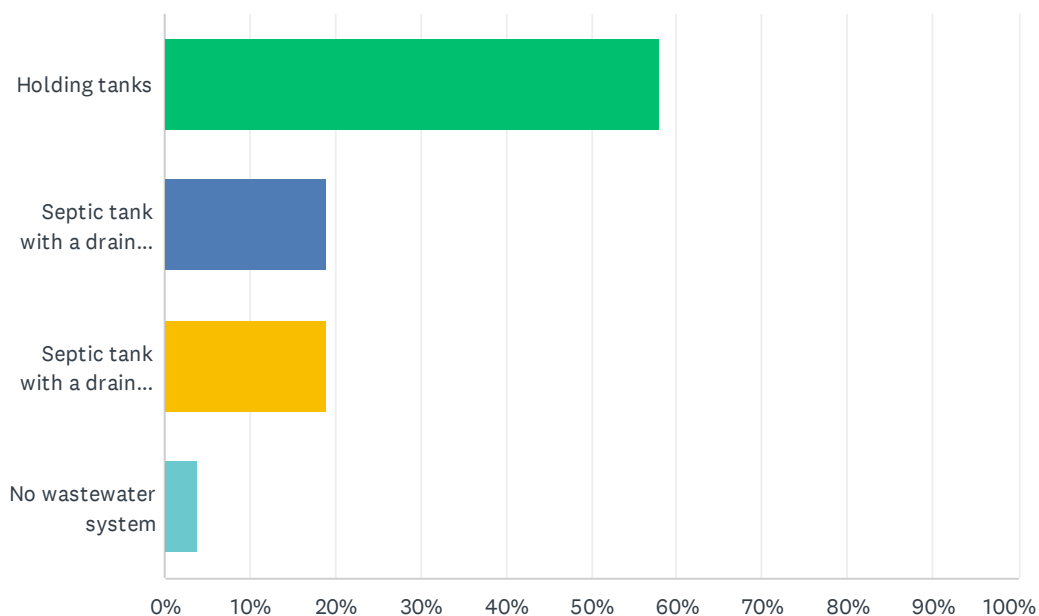
Answered: 208 Skipped: 4



Response	YES	NO	TOTAL
Maintain a rock diversion to slow polluted runoff from streets, culverts, ditches, etc.	63.55% 129	36.45% 74	203
Maintain a rain garden that allows water to soak into the ground thereby reducing runoff	27.36% 55	72.64% 146	201
Refrain from using fertilizers on lawns	80.39% 164	19.61% 40	204

Q11 How is wastewater handled on your property? Choose one response.

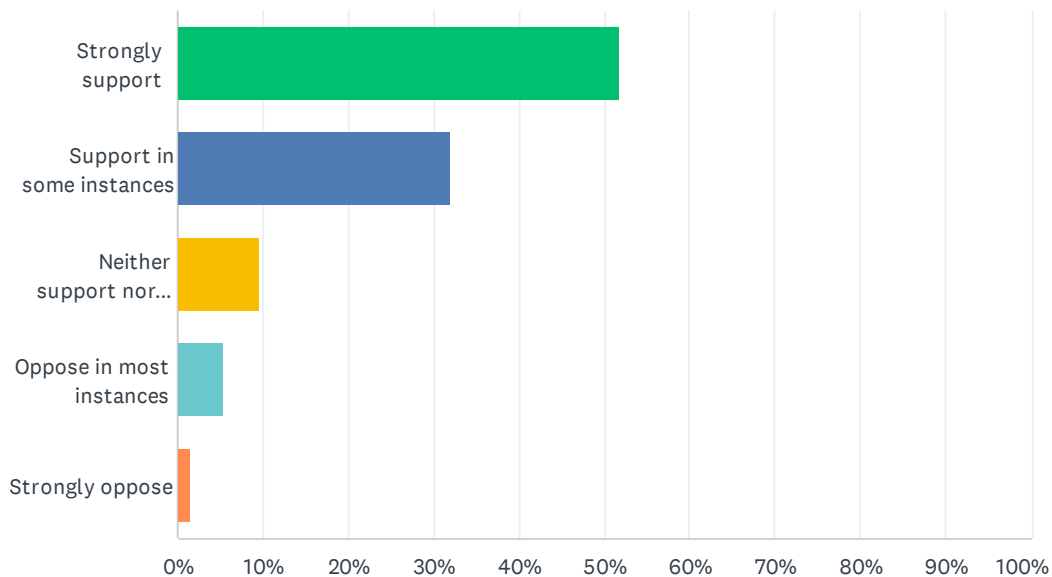
Answered: 210 Skipped: 2



ANSWER CHOICES	RESPONSES	
Holding tanks	58.10%	122
Septic tank with a drain field that is less than 15 years old	19.05%	40
Septic tank with a drain field that is more than 15 years old	19.05%	40
No wastewater system	3.81%	8
TOTAL		210

Q12 No one technique for controlling invasive aquatic plants like Eurasian Watermilfoil or Curly-leaf Pondweed is perfect. LRPD is continually evaluating the various techniques that we have tried in the past which include chemical treatments, manual harvesting, and diver assisted harvesting. To what extent do you support or oppose the use of DNR approved chemicals for plant management in targeted areas? Choose one response.

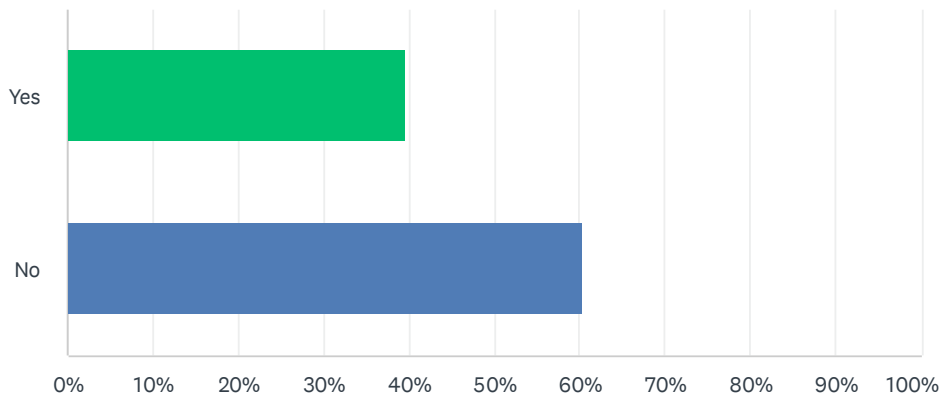
Answered: 210 Skipped: 2



ANSWER CHOICES	RESPONSES	
Strongly support	51.90%	109
Support in some instances	31.90%	67
Neither support nor oppose	9.52%	20
Oppose in most instances	5.24%	11
Strongly oppose	1.43%	3
TOTAL		210

Q13 Would you be interested in attending a workshop to learn how to manually harvest Eurasian watermilfoil? (A similar workshop was held several years ago) Choose one response.

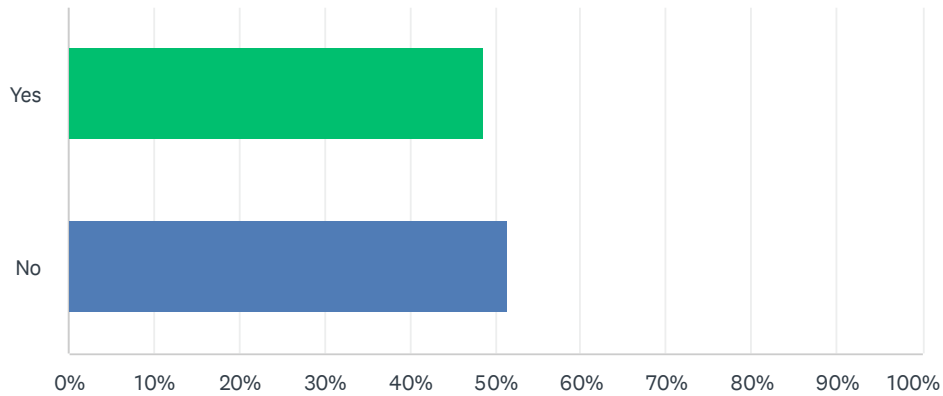
Answered: 209 Skipped: 3



ANSWER CHOICES	RESPONSES	
Yes	39.71%	83
No	60.29%	126
TOTAL		209

Q14 Would you be interested in attending a workshop to learn ways you can improve your shoreline for the lake? (A similar workshop was held in July 2021.) Choose one response.

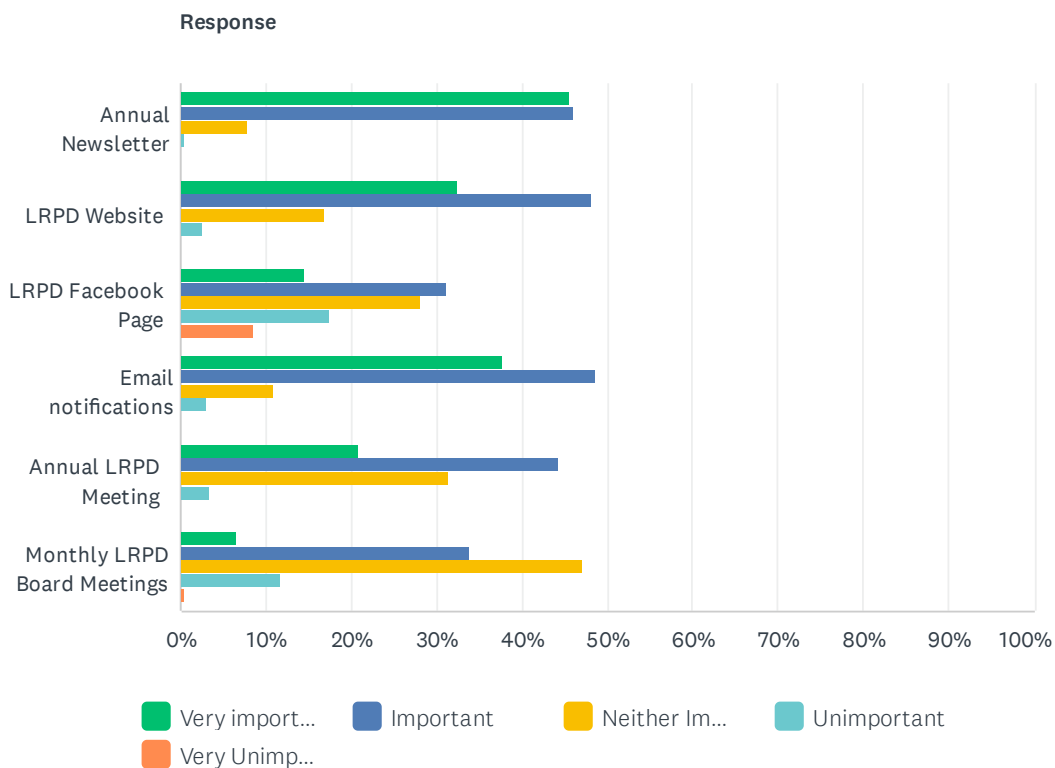
Answered: 210 Skipped: 2



ANSWER CHOICES	RESPONSES	
Yes	48.57%	102
No	51.43%	108
TOTAL		210

Q15 How important to you are each of the following communication tools from Lake Redstone Protection District? Choose one response for each line.

Answered: 207 Skipped: 5



Response	VERY IMPORTANT	IMPORTANT	NEITHER IMPORTANT NOR UNIMPORTANT	UNIMPORTANT	VERY UNIMPORTANT	TOTAL
Annual Newsletter	45.59% 93	46.08% 94	7.84% 16	0.49% 1	0.00% 0	204
LRPD Website	32.51% 66	48.28% 98	16.75% 34	2.46% 5	0.00% 0	203
LRPD Facebook Page	14.57% 29	31.16% 62	28.14% 56	17.59% 35	8.54% 17	199
Email notifications	37.75% 77	48.53% 99	10.78% 22	2.94% 6	0.00% 0	204
Annual LRPD Meeting	20.90% 42	44.28% 89	31.34% 63	3.48% 7	0.00% 0	201
Monthly LRPD Board Meetings	6.67% 13	33.85% 66	47.18% 92	11.79% 23	0.51% 1	195

Q16 What topics/ subjects do you want to hear more about regarding the LRPD?

Answered: 70 Skipped: 142

Q17 Are there concerns that you would like to see the LRPD board address in the future?

Answered: 72 Skipped: 140