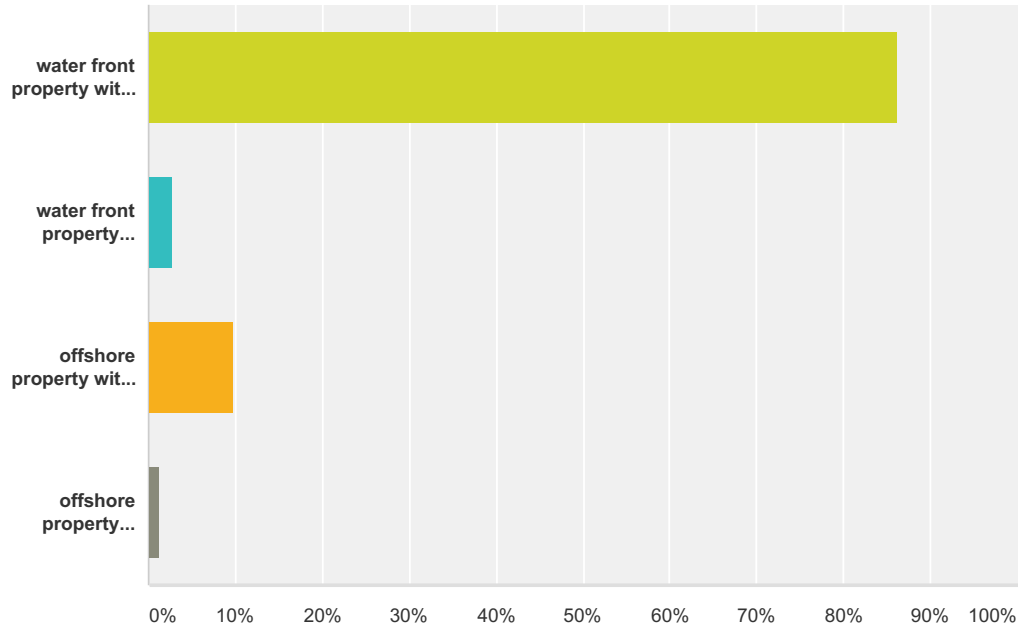


Q1 Where is your property located? (click all that apply)

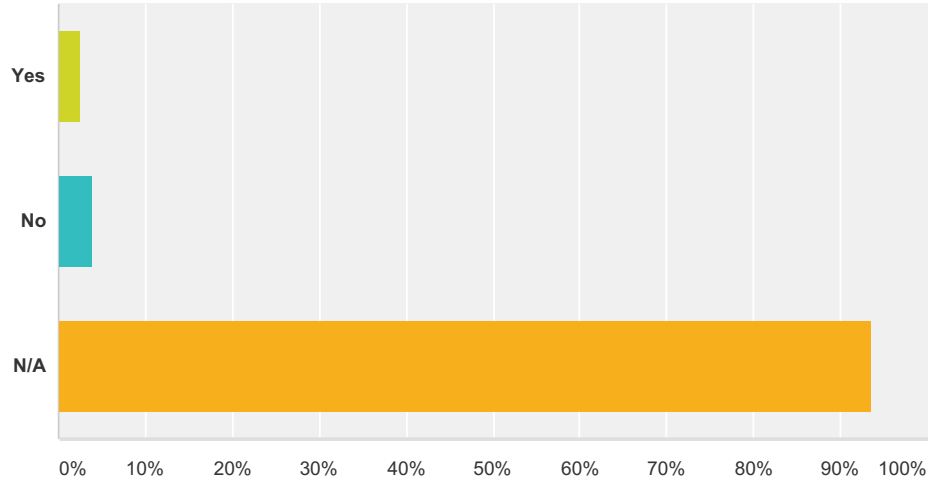
Answered: 226 Skipped: 1



Answer Choices	Responses	Count
water front property with a house	86.28%	195
water front property without a house	2.65%	6
offshore property with a house	9.73%	22
offshore property without a house	1.33%	3
Total		226

Q2 If your property does not contain a house, do you plan to build a house on the property in the next five years?

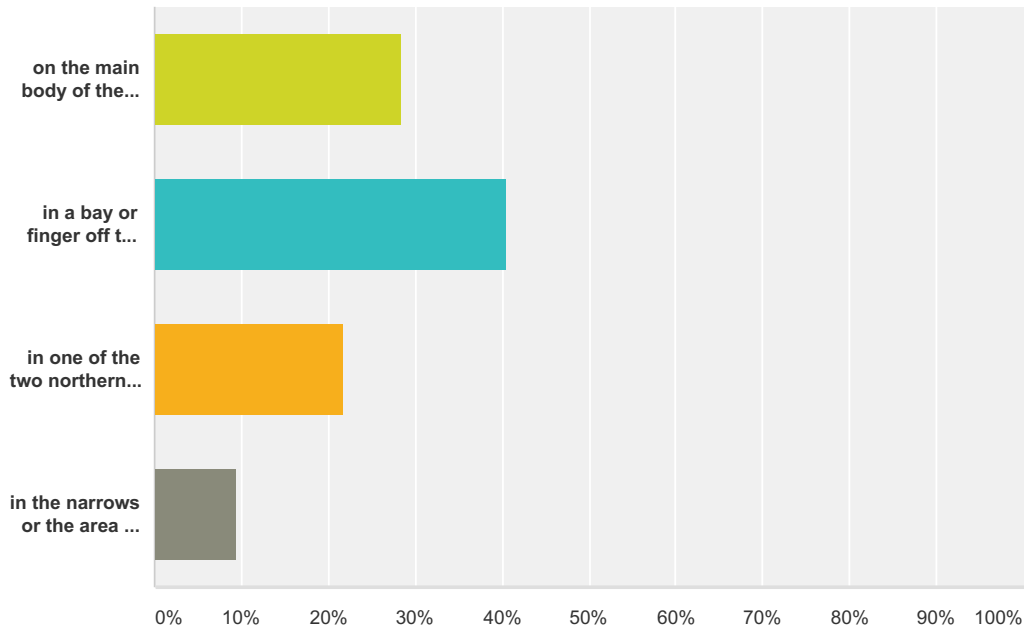
Answered: 204 Skipped: 23



Answer Choices	Responses
Yes	2.45% 5
No	3.92% 8
N/A	93.63% 191
Total	204

Q3 Where is your property?

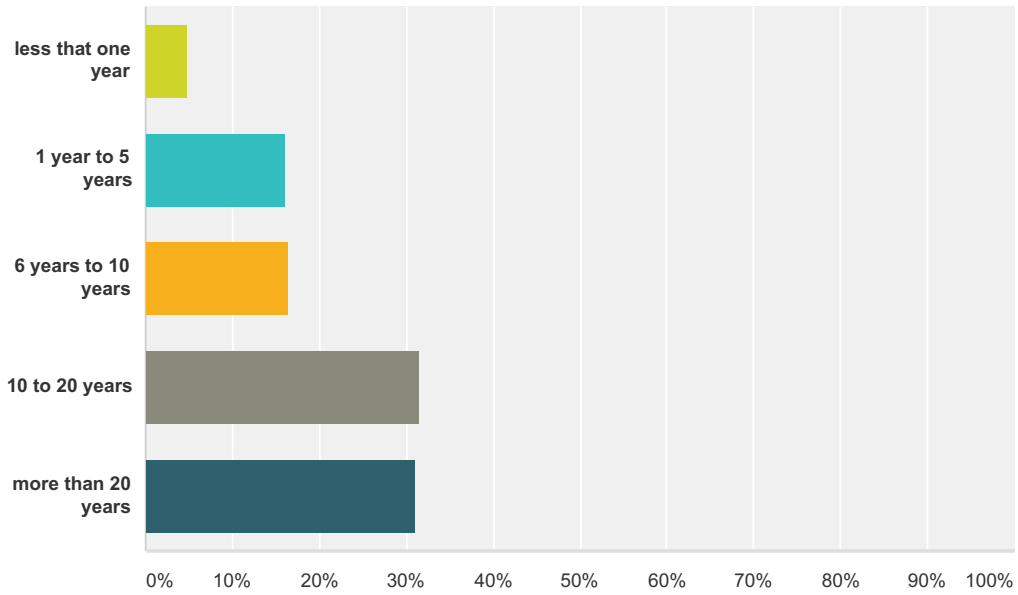
Answered: 225 Skipped: 2



Answer Choices	Responses	Count
on the main body of the lake	28.44%	64
in a bay or finger off the main body of the lake	40.44%	91
in one of the two northern branches	21.78%	49
in the narrows or the area by the dam and county park	9.33%	21
Total		225

Q4 How long have you owned property on Lake Redstone?

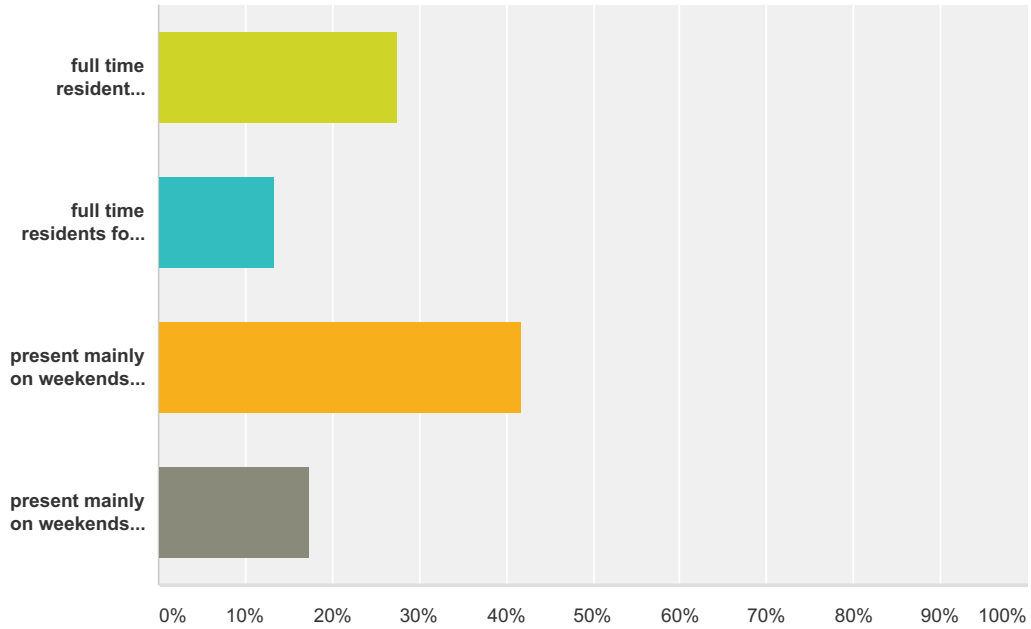
Answered: 225 Skipped: 2



Answer Choices	Responses
less than one year	4.89% 11
1 year to 5 years	16.00% 36
6 years to 10 years	16.44% 37
10 to 20 years	31.56% 71
more than 20 years	31.11% 70
Total	225

Q5 Which describes the primary users of your property?

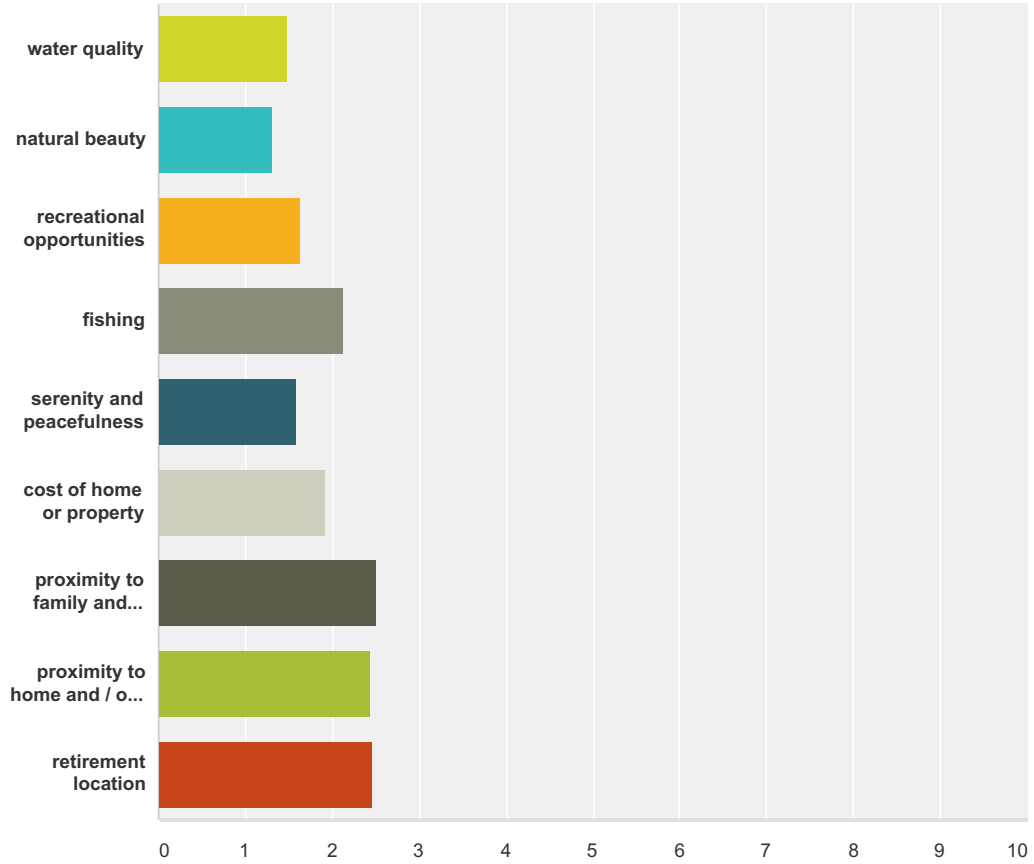
Answered: 225 Skipped: 2



Answer Choices	Responses
full time resident eligible to vote in the town of La Valle	27.56% 62
full time residents for part of the year, e.g. summer	13.33% 30
present mainly on weekends throughout the year	41.78% 94
present mainly on weekends during part of the year e.g summer	17.33% 39
Total	225

Q6 Of what importance were the following when you selected your Lake Redstone property?

Answered: 227 Skipped: 0



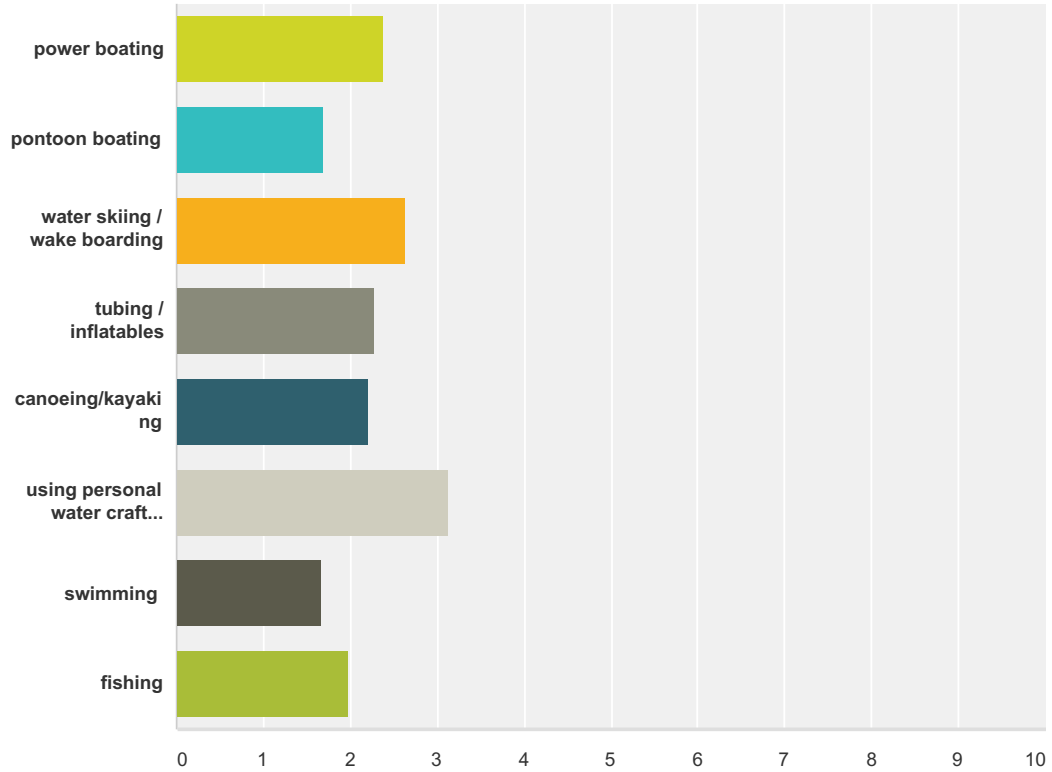
	Highly important	Important	Somewhat important	Not important	Total	Weighted Average
water quality	57.71% 131	36.12% 82	5.73% 13	0.44% 1	227	1.49
natural beauty	73.01% 165	23.45% 53	3.54% 8	0.00% 0	226	1.31
recreational opportunities	48.23% 109	41.59% 94	9.29% 21	0.88% 2	226	1.63
fishing	31.25% 70	33.93% 76	25.89% 58	8.93% 20	224	2.13
serenity and peacefulness	51.54% 117	38.77% 88	8.37% 19	1.32% 3	227	1.59
cost of home or property	28.32% 64	53.54% 121	15.93% 36	2.21% 5	226	1.92
proximity to family and friends	20.70% 47	30.84% 70	25.55% 58	22.91% 52	227	2.51
proximity to home and / or work	26.22% 59	27.11% 61	23.56% 53	23.11% 52	225	2.44

Lake Redstone Protection District

retirement location	23.35% 53	29.07% 66	25.11% 57	22.47% 51	227	2.47
---------------------	---------------------	---------------------	---------------------	---------------------	-----	------

Q7 Rate the importance of the following recreational activities to your use of Lake Redstone.

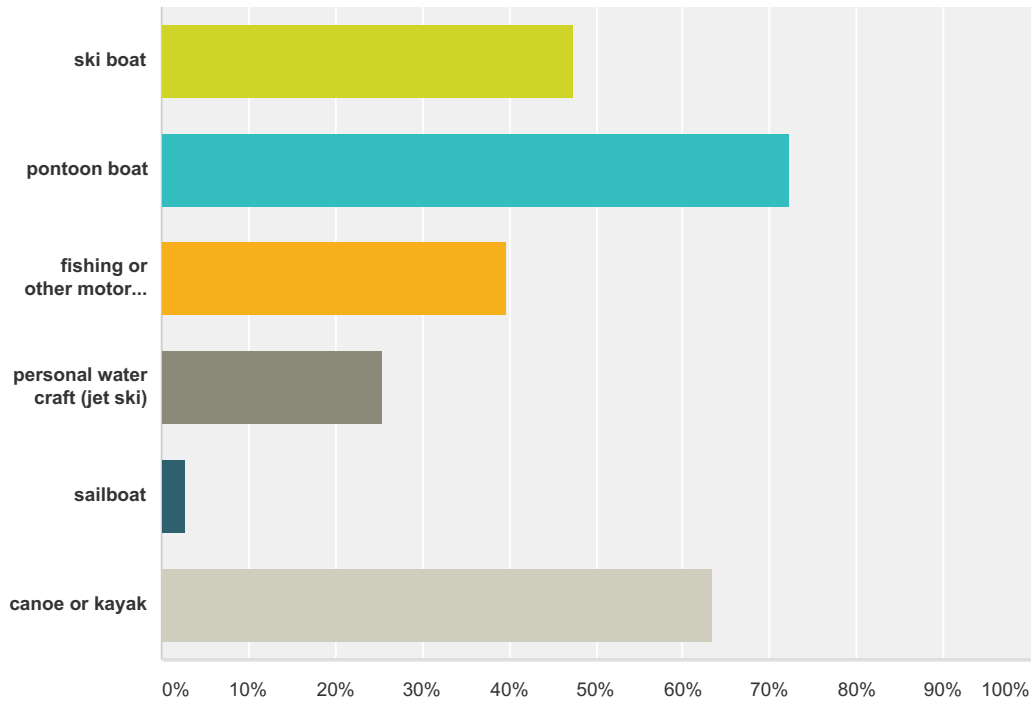
Answered: 226 Skipped: 1



	Highly important	Important	Somewhat important	Not important	Total	Weighted Average
power boating	35.62% 78	19.63% 43	17.35% 38	27.40% 60	219	2.37
pontoon boating	58.93% 132	21.43% 48	11.16% 25	8.48% 19	224	1.69
water skiing / wake boarding	23.29% 51	21.00% 46	25.57% 56	30.14% 66	219	2.63
tubing / inflatables	27.03% 60	32.43% 72	27.03% 60	13.51% 30	222	2.27
canoeing/kayaking	30.59% 67	30.14% 66	26.03% 57	13.24% 29	219	2.22
using personal water craft (jet skis)	14.48% 32	13.12% 29	16.29% 36	56.11% 124	221	3.14
swimming	52.00% 117	30.67% 69	14.67% 33	2.67% 6	225	1.68
fishing	41.78% 94	28.00% 63	20.44% 46	9.78% 22	225	1.98

Q8 What type of boats do you have? (Click all that apply.)

Answered: 224 Skipped: 3



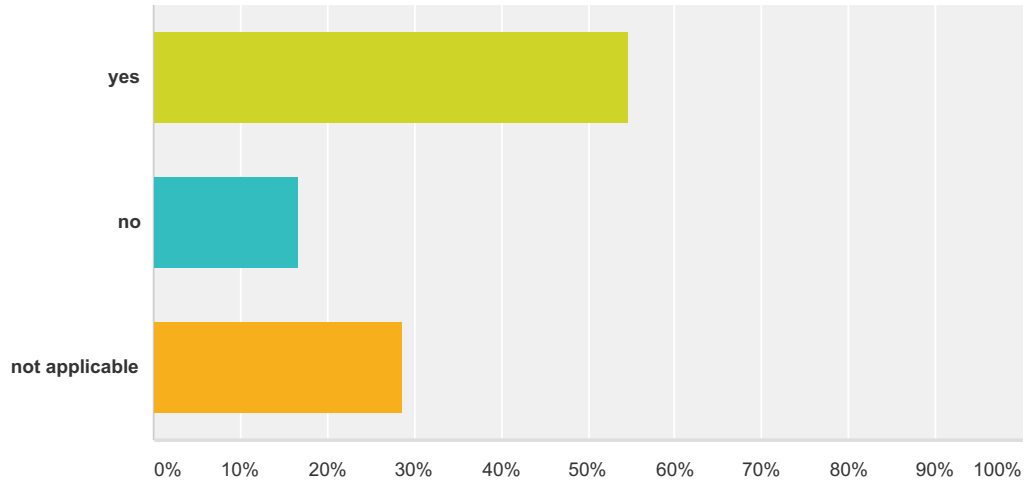
Answer Choices	Responses	
ski boat	47.32%	106
pontoon boat	72.32%	162
fishing or other motor boat	39.73%	89
personal water craft (jet ski)	25.45%	57
sailboat	2.68%	6
canoe or kayak	63.39%	142
Total Respondents: 224		

Q9 List any suggestions you have for ways to improve Lake Redstone's recreational uses.

Answered: 98 Skipped: 129

Q10 A buffer strip is a strip of land along the water's edges that contains native plants, such as wildflowers and native grasses. Buffer strips reduce nutrient runoff into the lake, thereby improving water clarity and reducing plant growth. If your lawn runs to the water's edge, would you consider a buffer strip along your shore?

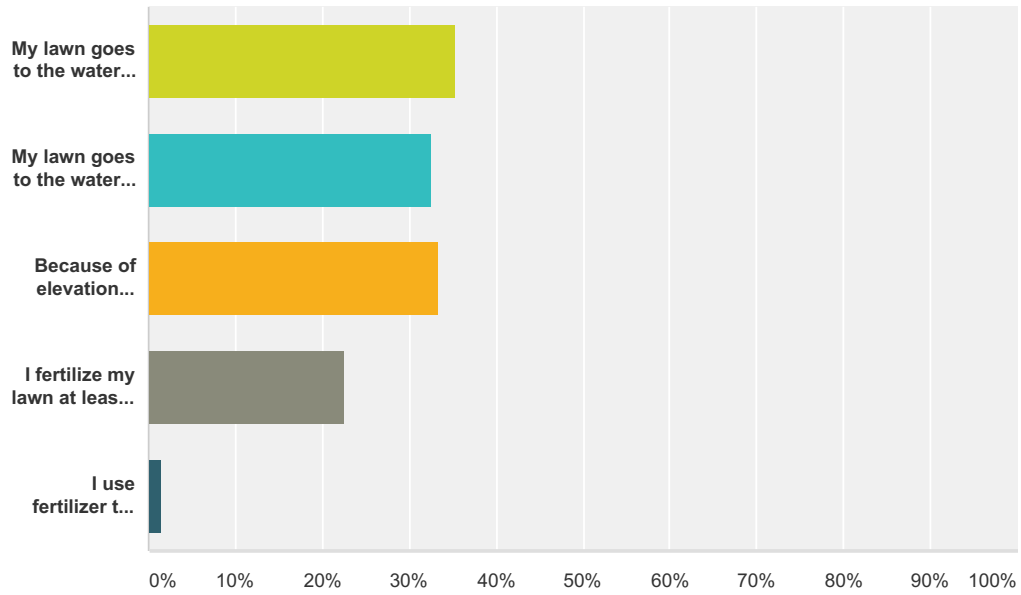
Answered: 227 Skipped: 0



Answer Choices	Responses	
yes	54.63%	124
no	16.74%	38
not applicable	28.63%	65
Total		227

Q11 Which describes how you manage your lawn? (Click all that apply.)

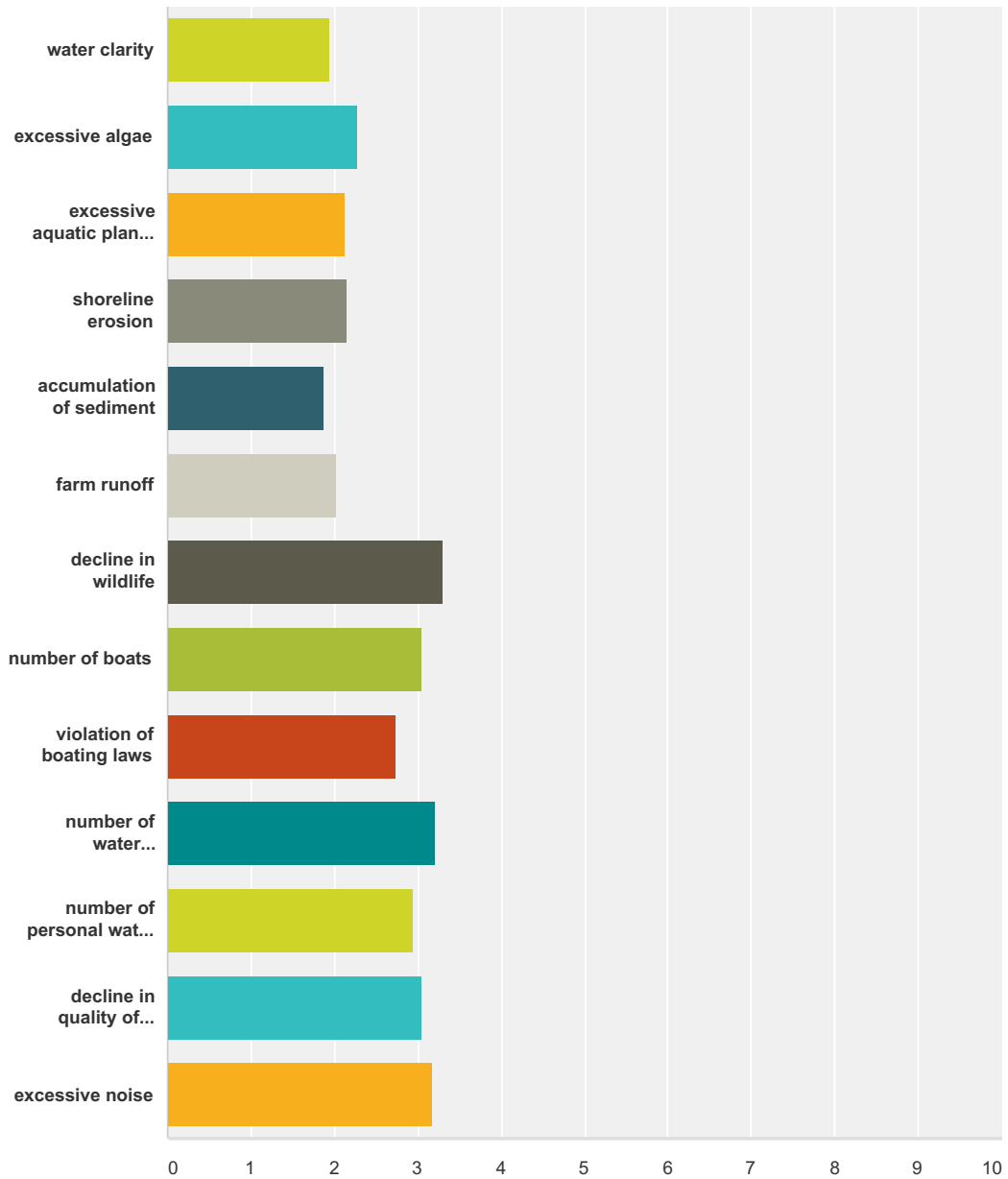
Answered: 218 Skipped: 9



Answer Choices	Responses
My lawn goes to the water's edge without a buffer strip.	35.32% 77
My lawn goes to the water's edge with a buffer strip	32.57% 71
Because of elevation changes, my lawn is not near the water.	33.49% 73
I fertilize my lawn at least one time a year.	22.48% 49
I use fertilizer that contains phosphorus.	1.38% 3
Total Respondents: 218	

Q12 Rate the following issues regarding Lake Redstone.

Answered: 227 Skipped: 0



	serious problem	moderate problem	minor problem	not a problem	no opinion	Total	Weighted Average
water clarity	31.11% 70	47.56% 107	16.89% 38	4.44% 10	0.00% 0	225	1.95
excessive algae	20.80% 47	41.15% 93	29.20% 66	7.52% 17	1.33% 3	226	2.27
excessive aquatic plants along the shoreline	30.97% 70	35.40% 80	23.89% 54	9.29% 21	0.44% 1	226	2.13

Lake Redstone Protection District

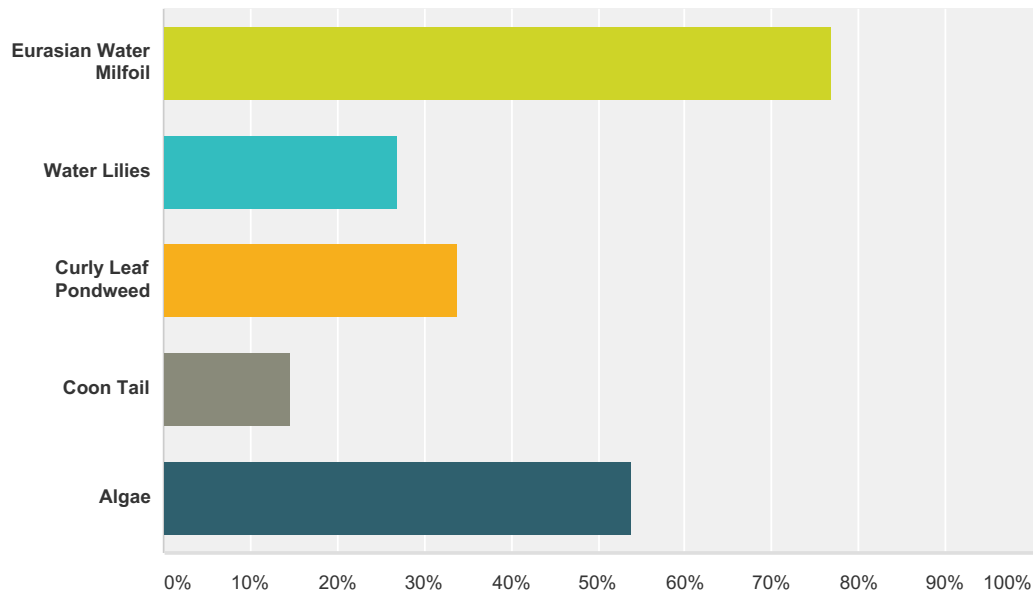
shoreline erosion	30.40% 69	39.21% 89	18.50% 42	7.93% 18	3.96% 9	227	2.16
accumulation of sediment	48.02% 109	28.19% 64	16.30% 37	3.96% 9	3.52% 8	227	1.87
farm runoff	48.67% 110	26.55% 60	10.18% 23	3.54% 8	11.06% 25	226	2.02
decline in wildlife	6.70% 15	20.54% 46	24.11% 54	34.82% 78	13.84% 31	224	3.29
number of boats	7.56% 17	22.67% 51	30.22% 68	37.33% 84	2.22% 5	225	3.04
violation of boating laws	17.33% 39	23.11% 52	31.11% 70	25.78% 58	2.67% 6	225	2.73
number of water skiers/wake boarders	6.19% 14	18.58% 42	26.11% 59	46.46% 105	2.65% 6	226	3.21
number of personal water craft (jet skis)	12.95% 29	22.32% 50	25.45% 57	36.16% 81	3.13% 7	224	2.94
decline in quality of fishing	16.30% 37	24.23% 55	17.18% 39	22.91% 52	19.38% 44	227	3.05
excessive noise	4.42% 10	23.45% 53	24.78% 56	44.25% 100	3.10% 7	226	3.18

Q13 Tell us what you think should be done to improve the issues that concern you.

Answered: 105 Skipped: 122

Q14 Check the plants you identify as a problem in Lake Redstone.

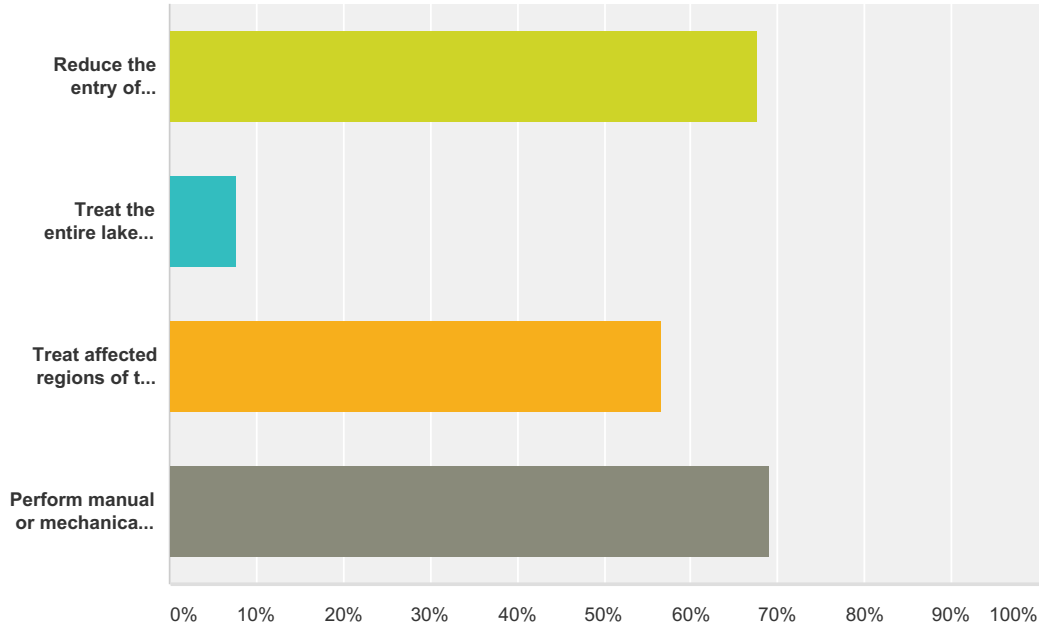
Answered: 186 Skipped: 41



Answer Choices	Responses	Count
Eurasian Water Milfoil	76.88%	143
Water Lilies	26.88%	50
Curly Leaf Pondweed	33.87%	63
Coon Tail	14.52%	27
Algae	53.76%	100
Total Respondents: 186		

Q15 What do you see as possible ways to address excessive plant growth in Lake Redstone? (Click all that apply.)

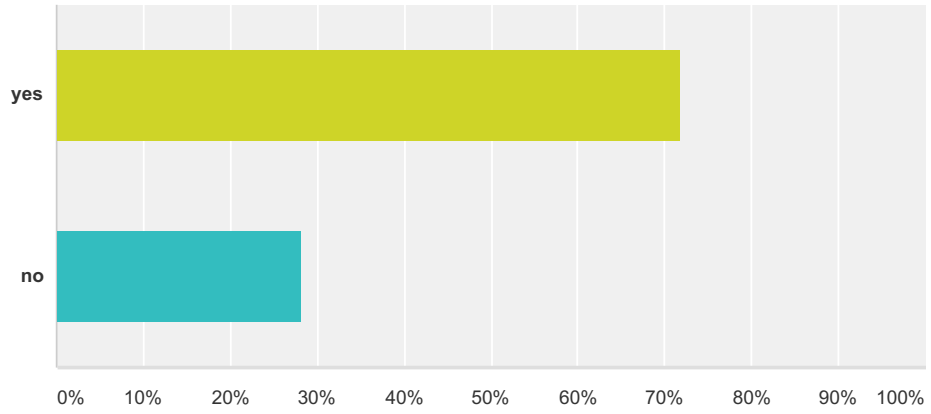
Answered: 207 Skipped: 20



Answer Choices	Responses
Reduce the entry of nutrients into the lake	67.63% 140
Treat the entire lake with herbicides.	7.73% 16
Treat affected regions of the lake with herbicides.	56.52% 117
Perform manual or mechanical harvesting of nuisance levels of plants.	69.08% 143
Total Respondents: 207	

Q16 Do you think dredging is needed in Lake Redstone?

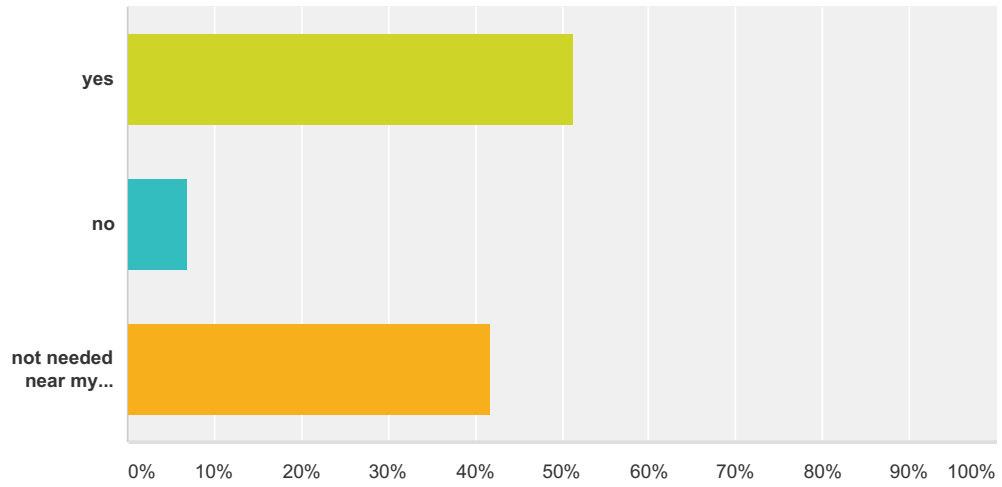
Answered: 202 Skipped: 25



Answer Choices	Responses
yes	71.78% 145
no	28.22% 57
Total	202

Q17 Would you be in favor of areas near your property being dredged?

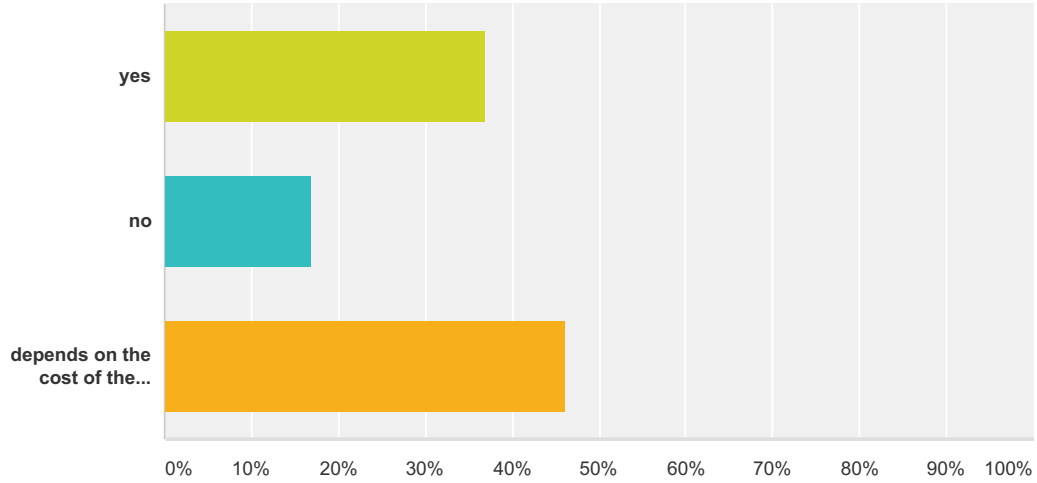
Answered: 216 Skipped: 11



Answer Choices	Responses	
yes	51.39%	111
no	6.94%	15
not needed near my property	41.67%	90
Total		216

Q18 The most likely source of funding to pay for dredging will be a special charge assessed against all property owners. Do you support dredging even if it means paying a special assessment?

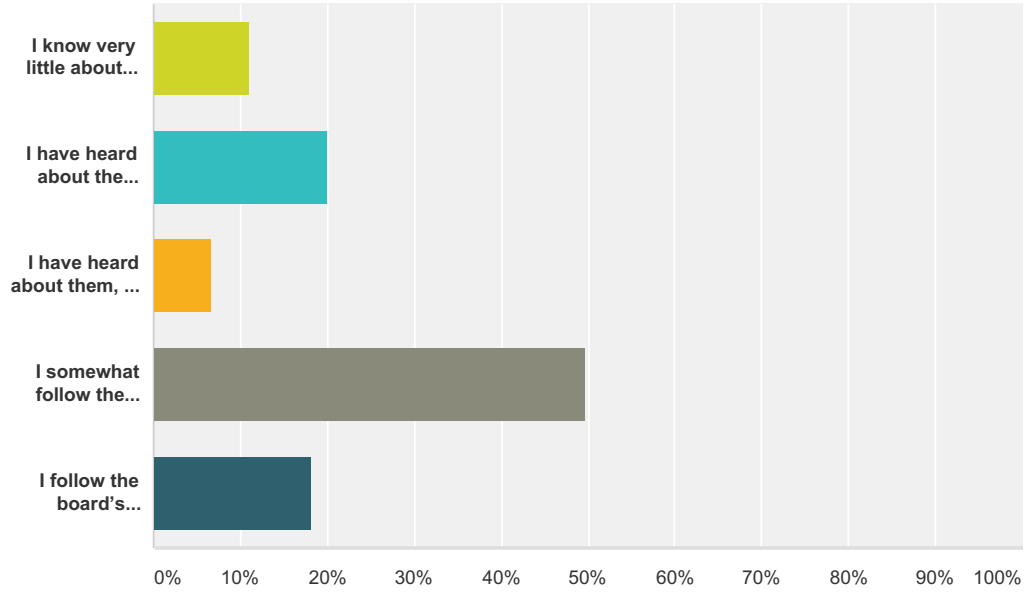
Answered: 225 Skipped: 2



Answer Choices	Responses	
yes	36.89%	83
no	16.89%	38
depends on the cost of the assessment	46.22%	104
Total		225

Q19 Which of the following best describes your knowledge about the lake Redstone Protection District? (Click all that apply.)

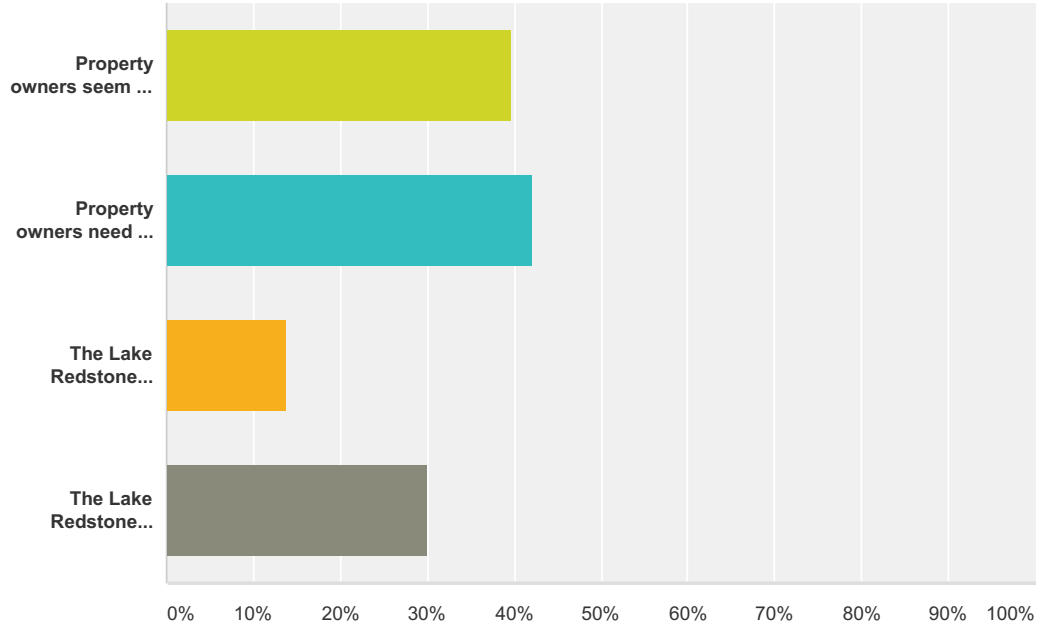
Answered: 225 Skipped: 2



Answer Choices	Responses
I know very little about the District, its board, or their activities.	11.11% 25
I have heard about the district board, but don't follow their activities closely.	20.00% 45
I have heard about them, but am often confused regarding the distinction between the Lake Redstone Protection District and the Lake Redstone Property Owners Association.	6.67% 15
I somewhat follow the board's activities.	49.78% 112
I follow the board's activities closely.	18.22% 41
Total Respondents: 225	

Q20 The Lake Redstone Protection District gets its funding from tax dollars (In 2016, the District received about \$60,000 in tax revenue, constituting about 1.6% of property taxes from district residents. Which best describes your opinion about how the resources are spent. (Click all that apply.)

Answered: 209 Skipped: 18



Answer Choices	Responses
Property owners seem to be getting good value for tax dollars spent on the lake.	39.71% 83
Property owners need to be better informed on how tax dollars are spent on lake-related issues.	42.11% 88
The Lake Redstone Protection District Board should look for ways to better utilize tax dollars collected from Lake Redstone property owners.	13.88% 29
The Lake Redstone Protection District Board should do more to protect the lake even if it means increasing taxes used to fund programs to protect the lake.	30.14% 63
Total Respondents: 209	

Q21 Please add any other comments you would like to share with the Lake Redstone Protection District Board.

Answered: 60 Skipped: 167